

Please check the examination details below before entering your candidate information

Candidate surname

Other names

**Pearson Edexcel
Level 3 GCE**

Centre Number

--	--	--	--	--

Candidate Number

--	--	--	--	--

Wednesday 14 October 2020

Afternoon (Time: 2 hours)

Paper Reference **9MA0/02**

Mathematics

Advanced

Paper 2: Pure Mathematics 2

You must have:

Mathematical Formulae and Statistical Tables (Green), calculator

Total Marks

--

Candidates may use any calculator allowed by Pearson regulations. Calculators must not have the facility for symbolic algebra manipulation, differentiation and integration, or have retrievable mathematical formulae stored in them.

Instructions

- Use **black** ink or ball-point pen.
- If pencil is used for diagrams/sketches/graphs it must be dark (HB or B).
- **Fill in the boxes** at the top of this page with your name, centre number and candidate number.
- Answer **all** questions and ensure that your answers to parts of questions are clearly labelled.
- Answer the questions in the spaces provided
– *there may be more space than you need.*
- You should show sufficient working to make your methods clear. Answers without working may not gain full credit.
- Inexact answers should be given to three significant figures unless otherwise stated.

Information

- A booklet 'Mathematical Formulae and Statistical Tables' is provided.
- There are 16 questions in this question paper. The total mark for this paper is 100.
- The marks for each question are shown in brackets
– *use this as a guide as to how much time to spend on each question.*

Advice

- Read each question carefully before you start to answer it.
- Try to answer every question.
- Check your answers if you have time at the end.

Turn over ►

P66786A

©2020 Pearson Education Ltd.

1/1/1/1/1/1/



Pearson

2. Relative to a fixed origin, points P , Q and R have position vectors \mathbf{p} , \mathbf{q} and \mathbf{r} respectively.

Given that

- P , Q and R lie on a straight line
- Q lies one third of the way from P to R

show that

$$\mathbf{q} = \frac{1}{3}(\mathbf{r} + 2\mathbf{p}) \quad (3)$$



Question 3 continued

Lined writing area for the answer to Question 3.

DO NOT WRITE IN THIS AREA

DO NOT WRITE IN THIS AREA

DO NOT WRITE IN THIS AREA

(Total for Question 3 is 5 marks)



7.

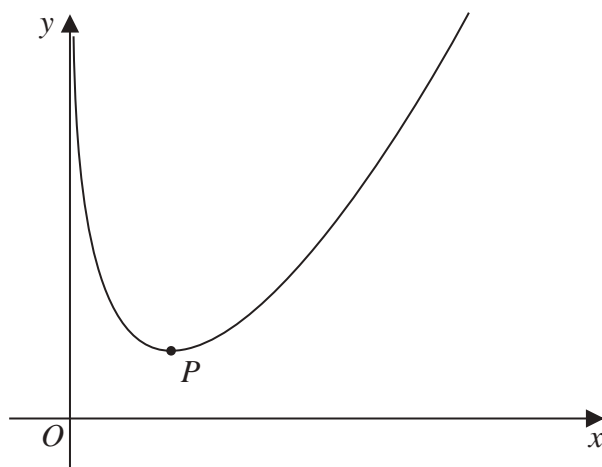


Figure 1

Figure 1 shows a sketch of the curve C with equation

$$y = \frac{4x^2 + x}{2\sqrt{x}} - 4 \ln x \quad x > 0$$

(a) Show that

$$\frac{dy}{dx} = \frac{12x^2 + x - 16\sqrt{x}}{4x\sqrt{x}} \quad (4)$$

The point P , shown in Figure 1, is the minimum turning point on C .

(b) Show that the x coordinate of P is a solution of

$$x = \left(\frac{4}{3} - \frac{\sqrt{x}}{12} \right)^{\frac{2}{3}} \quad (3)$$

(c) Use the iteration formula

$$x_{n+1} = \left(\frac{4}{3} - \frac{\sqrt{x_n}}{12} \right)^{\frac{2}{3}} \quad \text{with } x_1 = 2$$

to find (i) the value of x_2 to 5 decimal places,

(ii) the x coordinate of P to 5 decimal places.

(3)



8. A curve C has equation $y = f(x)$

Given that

- $f'(x) = 6x^2 + ax - 23$ where a is a constant
- the y intercept of C is -12
- $(x + 4)$ is a factor of $f(x)$

find, in simplest form, $f(x)$

(6)



11.

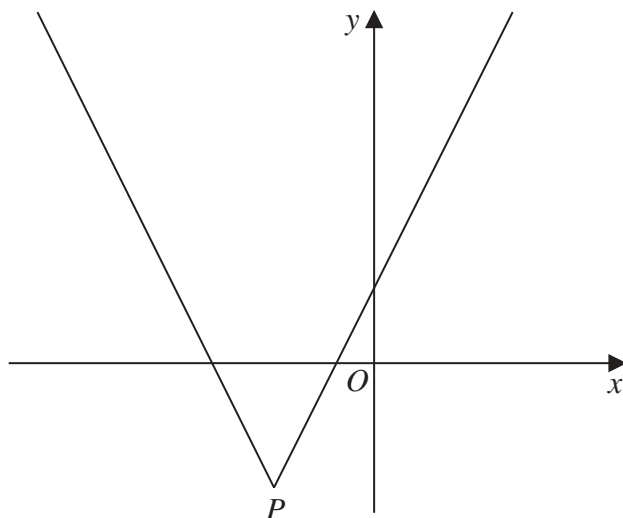


Figure 2

Figure 2 shows a sketch of the graph with equation

$$y = 2|x + 4| - 5$$

The vertex of the graph is at the point P , shown in Figure 2.

(a) Find the coordinates of P .

(2)

(b) Solve the equation

$$3x + 40 = 2|x + 4| - 5$$

(2)

A line l has equation $y = ax$, where a is a constant.

Given that l intersects $y = 2|x + 4| - 5$ at least once,

(c) find the range of possible values of a , writing your answer in set notation.

(3)



12.

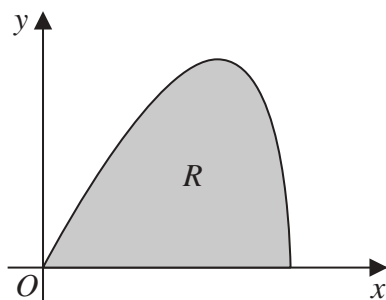


Figure 3

The curve shown in Figure 3 has parametric equations

$$x = 6 \sin t \quad y = 5 \sin 2t \quad 0 \leq t \leq \frac{\pi}{2}$$

The region R , shown shaded in Figure 3, is bounded by the curve and the x -axis.

(a) (i) Show that the area of R is given by $\int_0^{\frac{\pi}{2}} 60 \sin t \cos^2 t \, dt$ (3)

(ii) Hence show, by algebraic integration, that the area of R is exactly 20 (3)

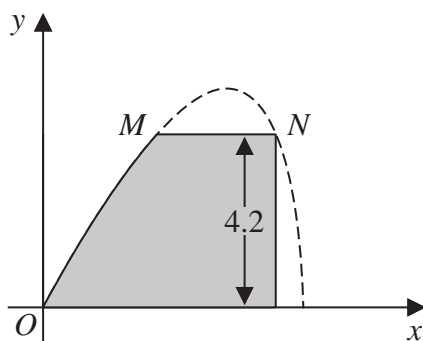


Figure 4

Part of the curve is used to model the profile of a small dam, shown shaded in Figure 4. Using the model and given that

- x and y are in metres
- the vertical wall of the dam is 4.2 metres high
- there is a horizontal walkway of width MN along the top of the dam

(b) calculate the width of the walkway. (5)



16. Use algebra to prove that the square of any natural number is **either** a multiple of 3 **or** one more than a multiple of 3

(4)

DO NOT WRITE IN THIS AREA

DO NOT WRITE IN THIS AREA

DO NOT WRITE IN THIS AREA



